


SECTION VI TABLE OF HEAT TREATED PARTS



The following table of parts lists all heat treated steel parts used on the airplane.

<i>Name</i>	<i>Part No.</i>	<i>Next Assy.</i>	<i>Material</i>	<i>Heat-Treat to Lbs. Per Sq. In.</i>
Connector, Landing Gear.....	52450	52450	x4130	180,000
Fork, Left Landing Gear.....	52989	52450	x4130	180,000
Fork, Right Landing Gear.....	52989-1	52450	x4130	180,000
Fork, Tail Wheel.....	T50367-8	T50360	x4130	180,000
Pin, Tail Wheel Lock.....	51238	T50360	x4130	180,000
Yoke, Tail Wheel.....	52497	52788	x4130	150,000
Truss, Upper Landing Gear.....	52440	52450	x4130	180,000
Yoke, Landing Gear.....	52422	52450	x4130	180,000
Yoke, Landing Gear Screw.....	T50355-8	52450	x4130	180,000
Sleeve, Landing Gear Screw Nut.....	T50355-15	T50355-19	x4130	211,000
Bushing, Landing Gear Fork.....	52464-3	52450	x4130	211,000
Bushing, Landing Gear Knuckle.....	52451	52450	x4130	211,000
Bolt, Landing Gear.....	55382	52450	x4130	180,000
Washer, Land Gear Screw Lock.....	50355-4	52450	x4130	200,000
Bracket, Landing Wheel Stop.....	55369	52450	x4130	180,000
Lug, Roller Bracket Spacer.....	51650	51647	x4130	150,000
Bolts, Spar Nacelle.....	53153	54060	x4130	125,000
Hinge, Center Elevator.....	54443	54529	x4130	125,000
Hinge, Cabin Door.....	52891	53529	x4130	180,000

The above list of parts represents only those structural parts made by the manufacturer which are required to be heat treated and does not include non-structural parts, springs, or parts of purchased assemblies.

No heat treated rivets are used on the airplane; AD rivets are used throughout.

SECTION VII TUBING CHARTS

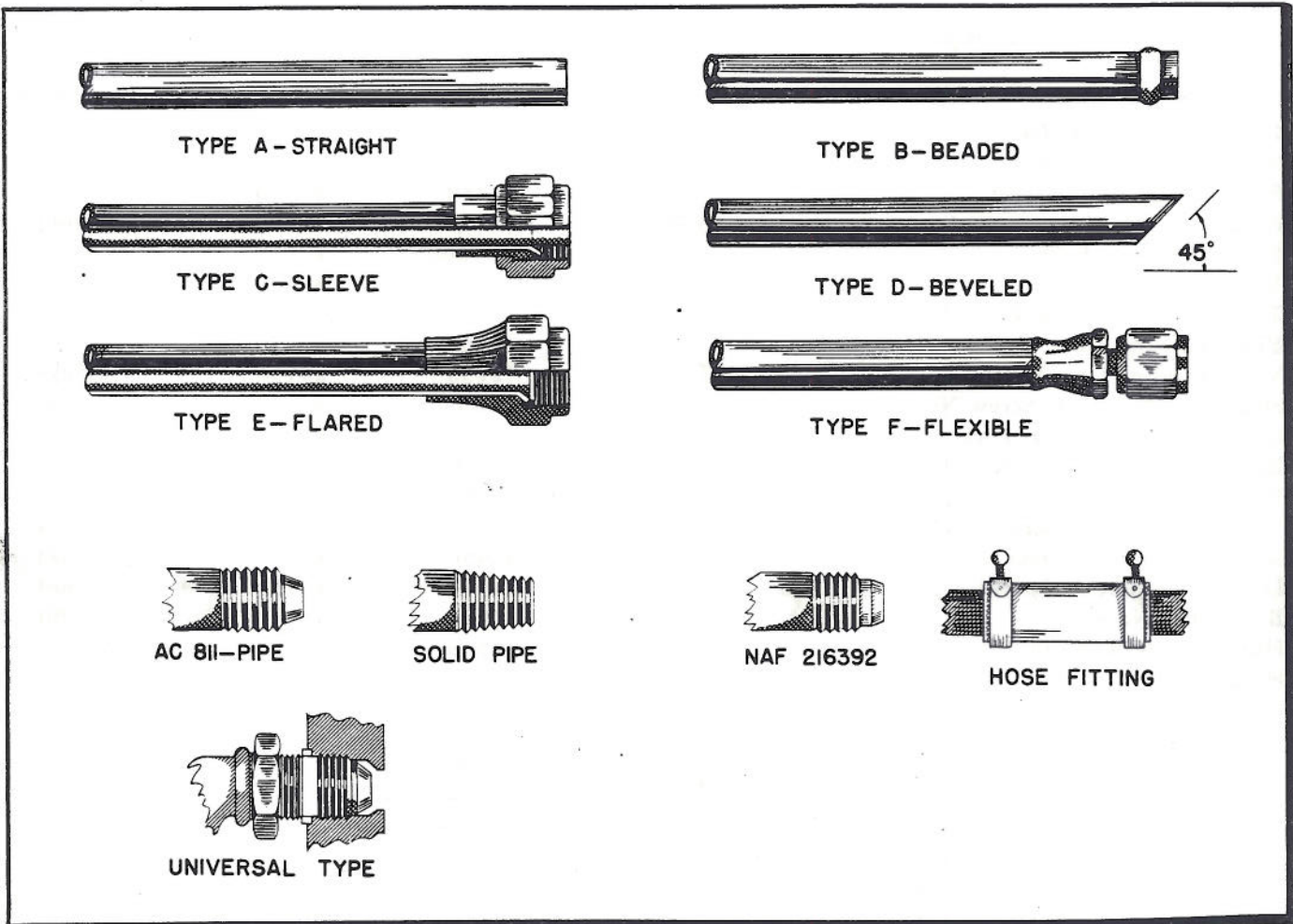



Figure 99—Type Tubing Ends (Referred to on Charts)